

## CASTLETOP®

SKU: HCT160

### MATERIAL

.032 aluminum

16 oz. copper\*

.7 mm zinc\*

### SHINGLE SPECS

Size: 15 $\frac{3}{4}$ " x 15 $\frac{3}{4}$ "

Coverage: 13 $\frac{1}{2}$ " x 13 $\frac{1}{2}$ "

### TEXTURE

Smooth (copper and zinc only)

Stucco Embossed (aluminum only)

### ANODIZED

Clear Satin, Dark Bronze

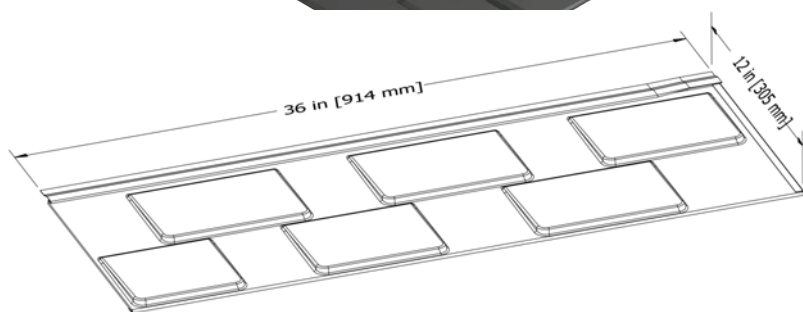

### FASTENERS

Concealed fasteners

### MINIMUM SLOPE

3:12

[www.atas.com/castletoproofs](http://www.atas.com/castletoproofs)



## ADVANTA® SHINGLE

SKU: HAS300

### MATERIAL

29 ga. metallic coated steel

### SHINGLE SPECS

Coverage: 12" x 36"

### TEXTURE

Stucco Embossed

### COLORS

Stock Colors: Mission Red, Forest Green, Char Brown, Sierra Tan, Slate Grey, Rocky Grey, Redwood, Bone White

Advanta Americana Classic Series:  
Nine stock colors (left)


### ADVANTA AMERICANA CLASSIC SERIES



Asheland Slate (AS)



Baja Slate (BS)



Quarry Slate (QS)



Willow Slate (WS)




Beech Tree (BT)



Deep Granite (DG)



Rocky Cliff (RC)



Shaded Spruce (SS)



Weathered Stone (WN)

### FASTENERS

Concealed fasteners

### MINIMUM SLOPE

3:12

[www.atas.com/advanta](http://www.atas.com/advanta)