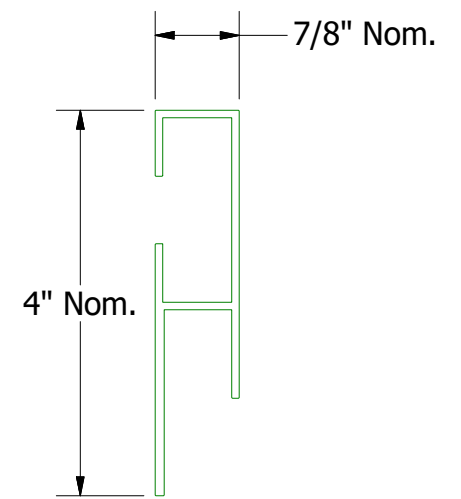
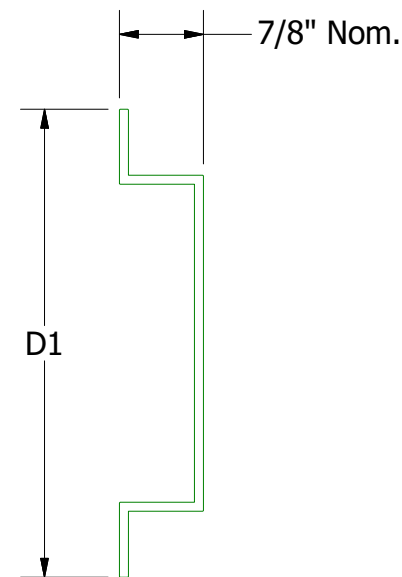


(1) Termination J Molding Extrusion Installed on EJ Sub-Framing Member.

(2) Sub-Framing Member Installed 16" - 24" O.C.

(3) Panel Adhesive Applied 16" O.C. Vertically and 4" Foam Tape Strips Installed Vertically on Sub-Framing Member. (Refer to Sub-Framing Details)



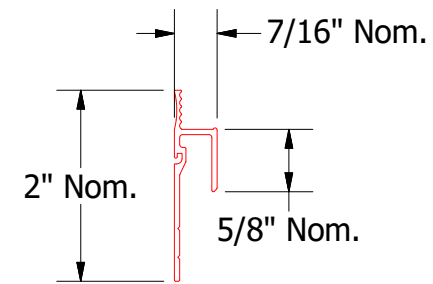
SterraCore Panel

SH/ RH/ AH Sub-Framing Member

SH: D1 = 4 7/8"

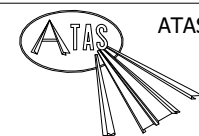
RH: D1 = 6 3/8"

AH: D1 = 3 5/8"



Termination J Molding Extrusion

EJ Sub-Framing Member



ATAS INTERNATIONAL, INC  
 Allentown PA  
 610-395-8445  
 Mesa AZ  
 480-558-7210

**Note:** Spacing between Panels and Water and Air Resistive Barrier are shown for Clarity.

TITLE				SterraCore Top of Wall Detail - 1 Piece			
DWG. NO.		DR		DATE		DATE	
		DMR		5/1/2020			
MATERIAL				SH. SIZE		SCALE	
				B		X:X	
REV. NO.	DATE	DESCRIPTION OF REVISION		BY	APP		