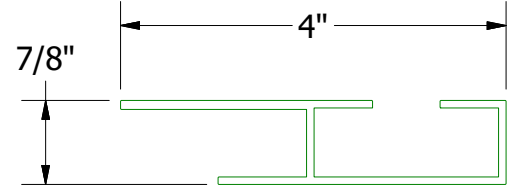
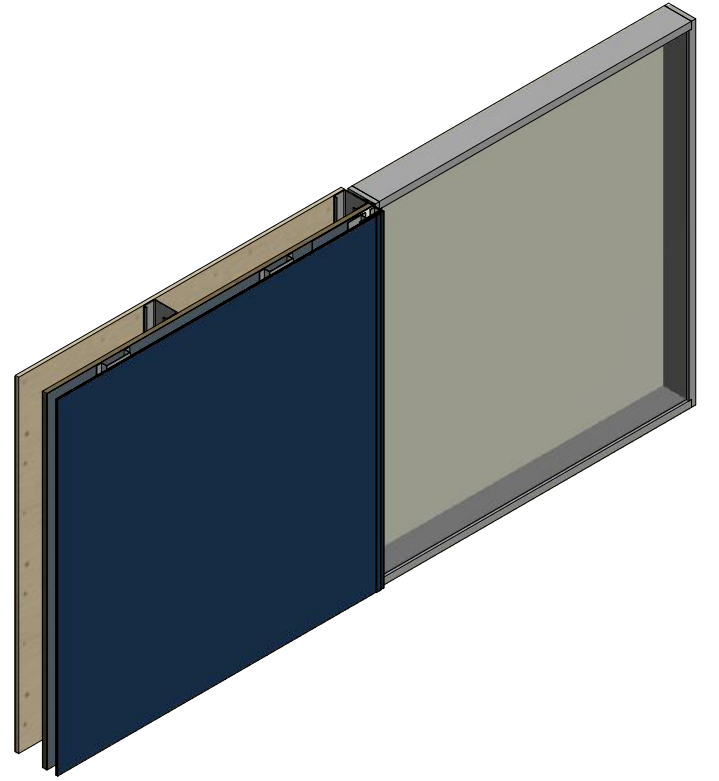
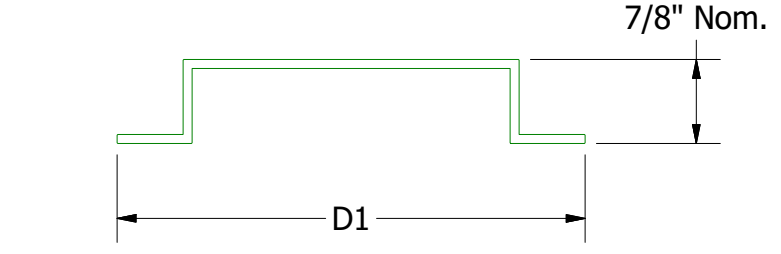


SterraCore Panel

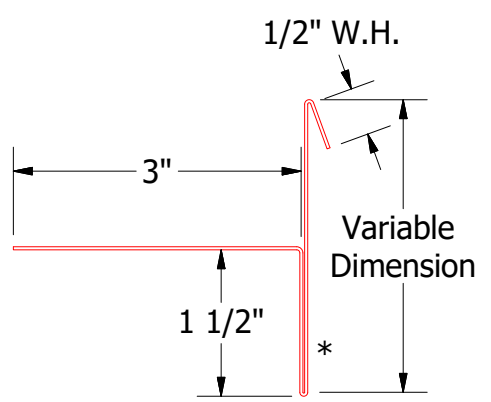


EJ Sub-Framing Member

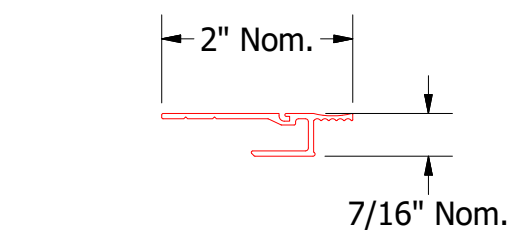


SH/ RH/ AH Sub-Framing Member

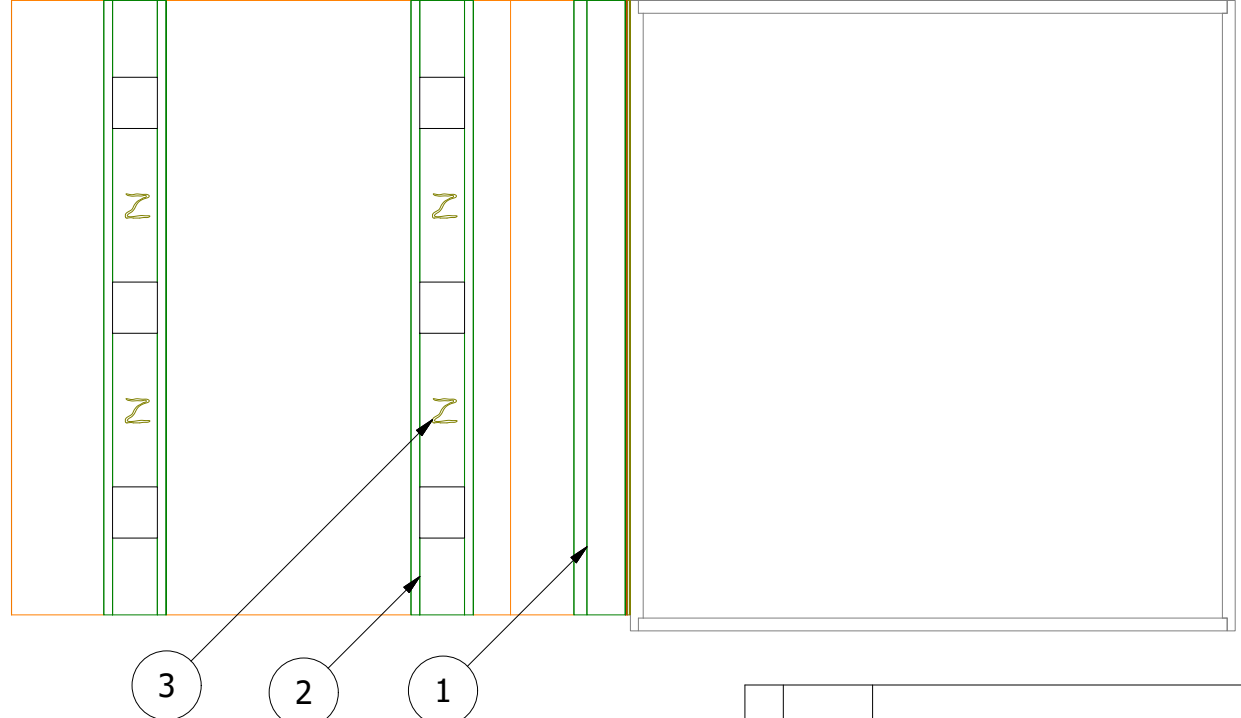
SH: D1 = 4 7/8"  
 RH: D1 = 6 3/8"  
 AH: D1 = 3 5/8"



Angle Trim with Return



Termination J Molding Extrusion



- (1) Termination J Molding Extrusion Installed on EJ Sub-Framing Member.
- (2) Sub-Framing Member Installed 16" - 24" O.C.
- (3) Panel Adhesive Applied 16" O.C. Vertically and 4" Foam Tape Strips Installed Vertically on Sub-Framing Member. (Refer to Sub-Framing Details)

**Note:** Spacing between Panels and Water and Air Resistive Barrier are shown for Clarity.

		<b>ATAS INTERNATIONAL, INC</b> Allentown PA 610-395-8445 Mesa AZ 480-558-7210	
<b>TITLE</b> SterraCore Jamb Detail - 1 Piece			
DWG. NO.	DR	DMR	DATE 5/1/2020
MATERIAL	APP		DATE
REV. NO.	DATE	DESCRIPTION OF REVISION	BY APP
		SH. SIZE	B SCALE X:X

REV. NO.	DATE	DESCRIPTION OF REVISION	BY	APP